


## INSTRUCTIONS

1. Upon completion of your game slide the game board into the Tile Boss while in the horizontal position.

2. Lift one side of the Tile Boss and game board just past the vertical position to allow tiles to release from board.



3. Remove empty Board



4. Zipper the Tile Boss to its closed position.

5. Rotate the Tile Boss so that the open corner is aligned with the opening of your tile bag.

6. Insert the open corner of the Tile Boss into your tile bag.

7. Gently shake the Tile boss and tile bag to encourage the tiles to flow.

7. Begin your next game.



Visit our website and become a fan on Facebook  
[www.tileboss.com](http://www.tileboss.com)